Ideas to Support Reading at Home

Below ae some of the practical ideas which were given at the workshop to support children with their reading in P2-P4.

The main messages which were delivered were:

- Read daily to and with children
- Continue to practise phonic (sound) games as below using the sounds instead of the letter names (for example don't say 'Ay' for a)
- Stretch the sounds out when reading unfamiliar words to help blend the sounds together.
- Read more complex stories to your child to develop their vocabulary.
- Point out and discuss punctuation in the text when reading with your child, speak about how it changes your reading.
- Question your child about their reading – why do you think? What might happen next?

Apps

- Teach your monster to read
- Jolly Phonics app
- Epic

Games to Develop Phonics

I-spy

'I spy with my little eye something beginning with…..'

Try to use sounds that your child has been doing for homework. This may be initial sounds (r for road) or middle sounds (oa for road)

Find 5 Things

Again try to use the sounds your child has been given as homework to find 5 objects that use that sound. You may decide to create small sound boxes to remind your child.

Snap

Use the sound cards and picture cards provided. Snap when the sound matches the picture.

Pairs

Again use the sound and picture cards. Lay them all upside down, or select relevant sounds to play with. Turn 2 over at a time to try and make a pair. If you make a pair you keep the cards if not, turn them over again. The winner is the person with the most pairs.

Bingo

Create a grid on paper. Select a different sound to go in each box. Turn over a picture card. If it matches your sound then cross it out. The winner is the first to cross out all sounds on their board.

Make Words

Use the sound card to make up silly or real words and sound them out to read them.

Vocabulary

The Teacher's Cat

Work your way through the alphabet, taking it in turns to think of more complex words. 'The teacher's cat is an astonishing cat, The teacher's cat is a beautiful cat.'

Hangman

Think of a word and put a line for each letter. Guess sounds which may be in the word. If correct then add the sound on the correct line, if not then draw a part of hangman.

Rhymes

Rhyming Tennis

The first person says a word, the second then thinks of a word to rhyme, this then goes back to the first person who thinks of another word to rhyme and so on. Play stops when a player hesitates for too long, repeats a word or can't think of anymore.

Board Games to Support

Boggle

Scrabble

Bananagrams

ai	ee
ea	ie
oa	ay
igh	ow

ow	ou
oi	ng
oo	ew
aw	sh

ch	th
qu	ue
oy	wh
Ph	mb
a_e	i_e

u_e	e_e
o_e	shutterstock.com • 98210156
shutterstock.com • 720891703	NEWS shutterstock.com • 45859297

shutterstock.com • 1165935439



VectorStock

utterstock.com • 7284427

UHU
stic

shutterstock.com • 514865776

VectorStock


shutterstock.com • 243210454



shutterstock.com • 313023008

shutterstock.com • 287231882



shutterstock.com • 163522412

shutterstock.com • 759030949

shutterstock.com • 723236395

a	b	c
d	e	f
g	h	i

j	k	l
m	n	o
p	q	r

s	t	u
v	w	x
y	z	

Snap!

pe

Snap!

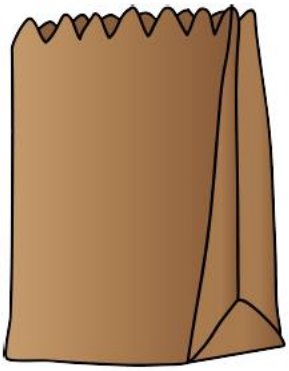

ag

Snap!

an

Snap!



ad

Snap!



gg

Snap!

ox

Snap!

um

Snap!



op

Snap!

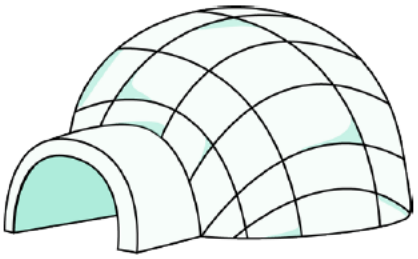

gloo

Snap!



et

Snap!

it

Snap!



og

Snap!

op

Snap!

ut

Snap!



range

Snap!

op

Snap!



ueen

Snap!



ip

Snap!

ix

Snap!

ub

Snap!



p

Snap!

et

Snap!

et

Snap!

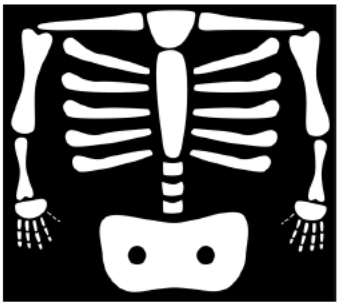

-ray

Snap!

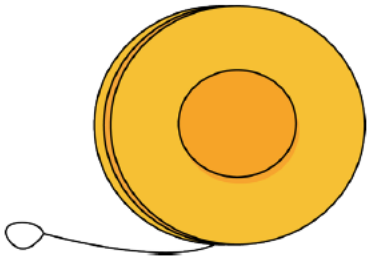

O-yo

Snap!



ip

Fry Sight Words

First 100 Words (#1-100)

of
and
a
to
in
is
you
that
it
he
was
for
on
are
as
with
his
they
I
at
be
this
have
from
or

one
had
by
words
but
not
what
all
were
we
when
your
can
said
there
use
an
each
which
she
do
how
their
if
will

up
other
about
out
many
then
them
these
so
some
her
would
make
like
him
into
time
has
look
two
more
write
go
see
number

no
way
could
people
my
than
first
water
been
called
who
oil
sit
now
find
long
down
day
did
get
come
made
may
part
the

Ways to Take Action!

Eagle Eye

Look at the picture.
Use the beginning letter.

Lips the Fish

Get your mouth ready.
Say the first sound.

Stretchy Snake

Slooooowly stretch each
letter sound together.

Chunky Monkey

Break the word into
chunks you know.
m at ☺ fl at ☺ spl at ter

Tryin' Lion

Try to re-read the
sentence. Think about
what would make sense.

Skippy Frog

Skip the tricky word.
Read to the end.
Go back & try it again.



Flippy Dolphin

Flip the vowel sound.
Try long & short sounds.

Growing Firsties

The above bookmark can be used to support your child when trying to decode and read unfamiliar words. Try to give your child 10 seconds without offering help for them to think about decoding the word. If they still have difficulties then work through the strategies on the bookmark.